

# Automotive Chip Antenna


## Specification

<b>Type</b>	<b>Multi Function</b>
<b>Part No</b>	(GPS+Glonass) VGAP-CG1-AS-A1 (2.4G+5G) VGAP-CLB-AS-A1

Product name

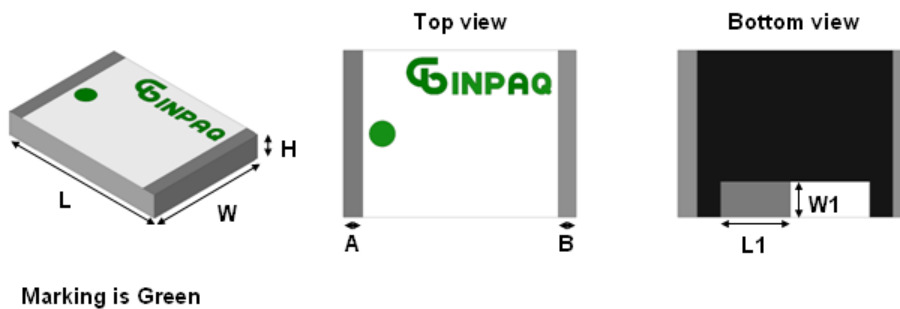
(GPS+Glonass)  
VGAP-CG1-AS-A1

Appearance



Specification

Center Frequency (MHz)	1575.42 / 1602
Frequency Band (MHz)	1570 ~ 1580 / 1593 ~ 1610
V.S.W.R.	< 2.0
Polarization	Linear
Impedance( $\Omega$ )	50 typ.
Peak Gain (dBi)	3.6 / 3.7
Efficiency (%)	75 / 77
Dimension (mm)	5.2 x 3.7 x 0.7



L	5.20 ± 0.30
W	3.70 ± 0.30
H	0.70 ± 0.15
A	0.45 ± 0.25
B	0.45 ± 0.25
L1	1.10 ± 0.20
W1	0.55 ± 0.20

Product name

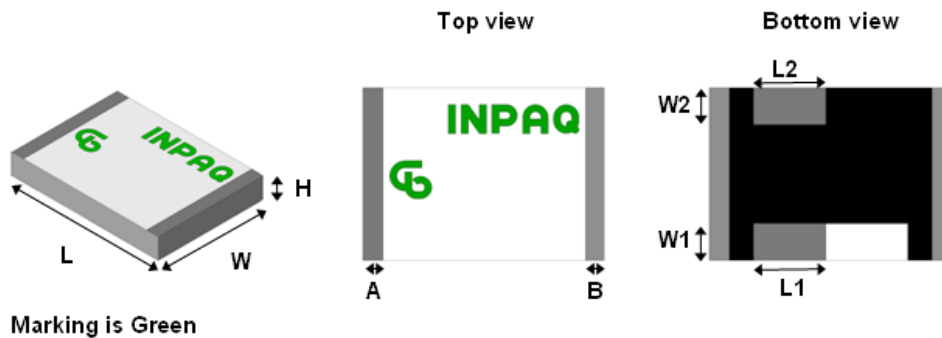
**(2.4G+5G)**  
**VGAP-CLB-AS-A1**

Appearance



**Specification**

Center Frequency (MHz)	2450 / 5500
Frequency Band (MHz)	2400 ~ 2500 / 5000 ~ 6000
V.S.W.R.	< 2.0
Polarization	Linear
Impedance( $\Omega$ )	50 typ.
Peak Gain (dBi)	3.2 / 3.5
Efficiency (%)	74 / 81
Dimension (mm)	5.2 x 3.7 x 0.7



L	5.20 ± 0.30
W	3.70 ± 0.30
H	0.70 ± 0.15
A	0.45 ± 0.25
B	0.45 ± 0.25
L1	1.60 ± 0.20
W1	0.62 ± 0.20
L2	1.50 ± 0.20
W2	0.62 ± 0.20